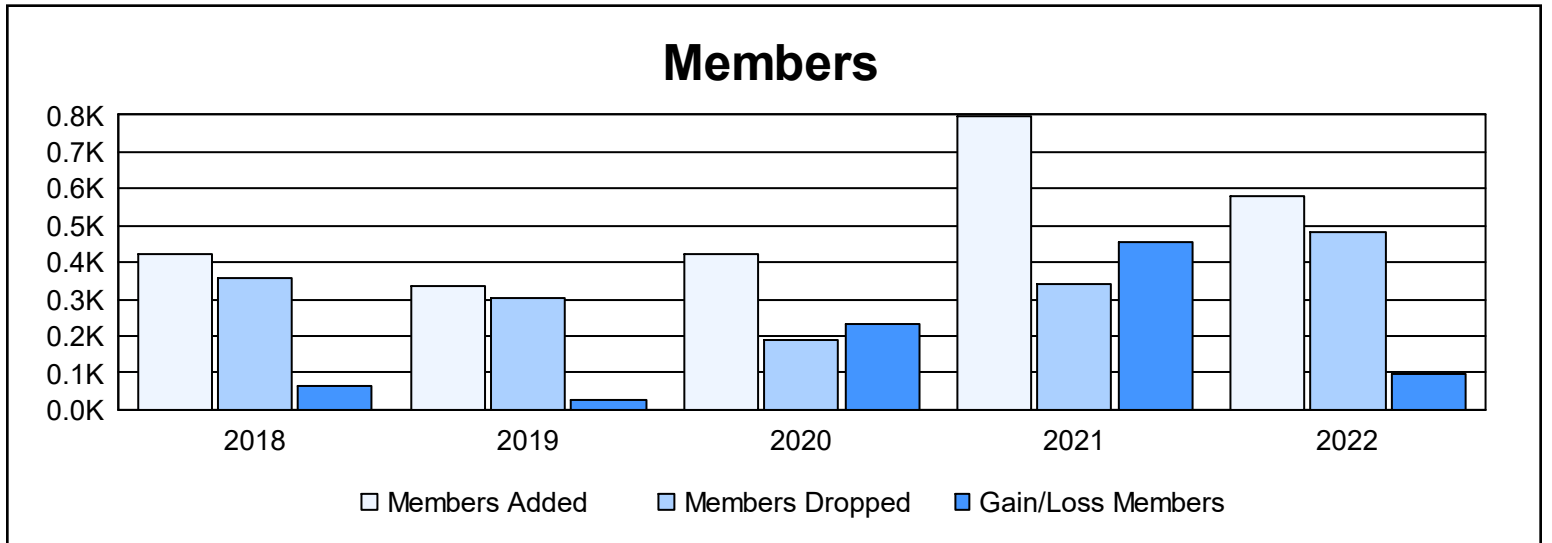
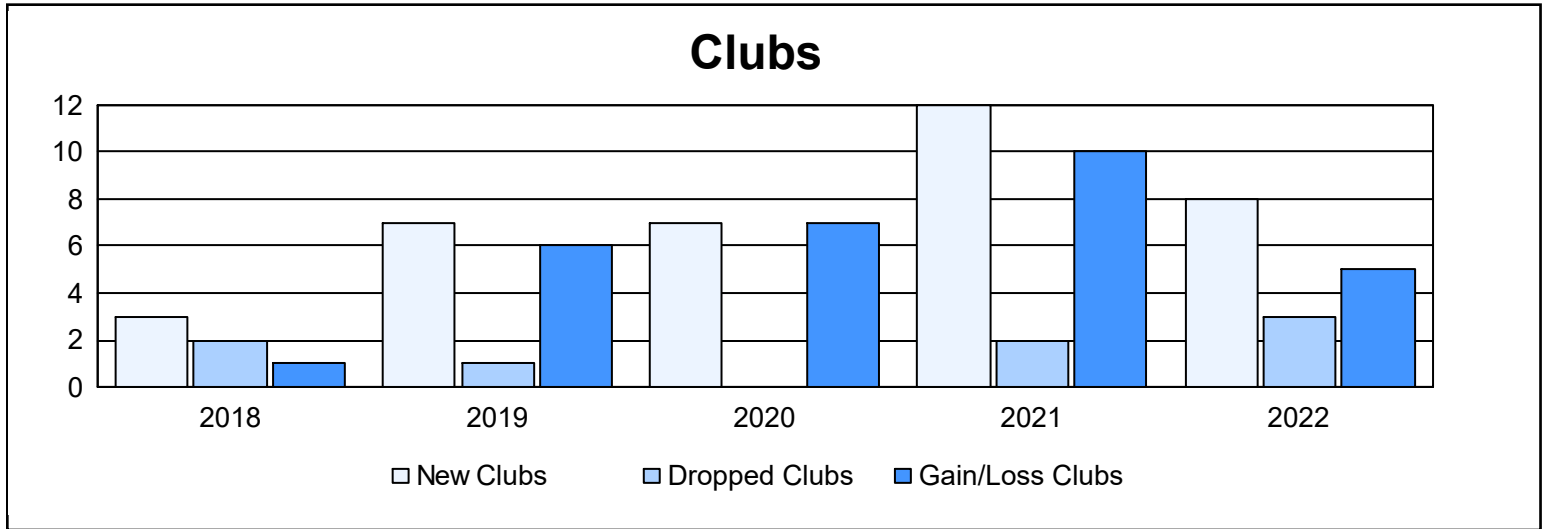
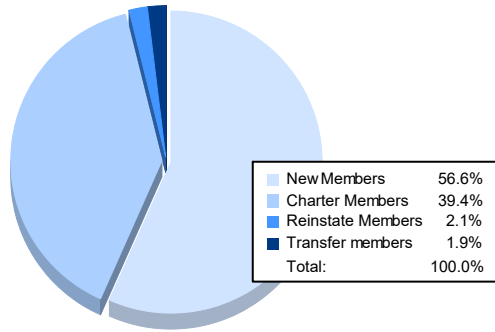


| Year | New Clubs | Dropped Clubs | Gain/ Loss Clubs | New Members | Charter Members | Reinstate Members | Transfer Members | Total Member Added | Total Members Dropped | Gain/ Loss Members |
|----------------|-----------|---------------|------------------|-------------|-----------------|-------------------|------------------|--------------------|-----------------------|--------------------|
| 2017-2018 | 3 | 2 | 1 | 318 | 85 | 13 | 8 | 424 | 360 | 64 |
| 2018-2019 | 7 | 1 | 6 | 151 | 165 | 15 | 2 | 333 | 305 | 28 |
| 2019-2020 | 7 | 0 | 7 | 207 | 211 | 3 | 0 | 421 | 187 | 234 |
| 2020-2021 | 12 | 2 | 10 | 455 | 320 | 17 | 5 | 797 | 342 | 455 |
| 2021-2022 | 8 | 3 | 5 | 328 | 228 | 12 | 11 | 579 | 484 | 95 |
| Average | 7 | 2 | 6 | 292 | 202 | 12 | 5 | 511 | 336 | 175 |



Membership Composition June 2022 Cumulative



Gender Composition June 2022 Cumulative

